

DonJoy Back Brace II

TLSO APPLICATION

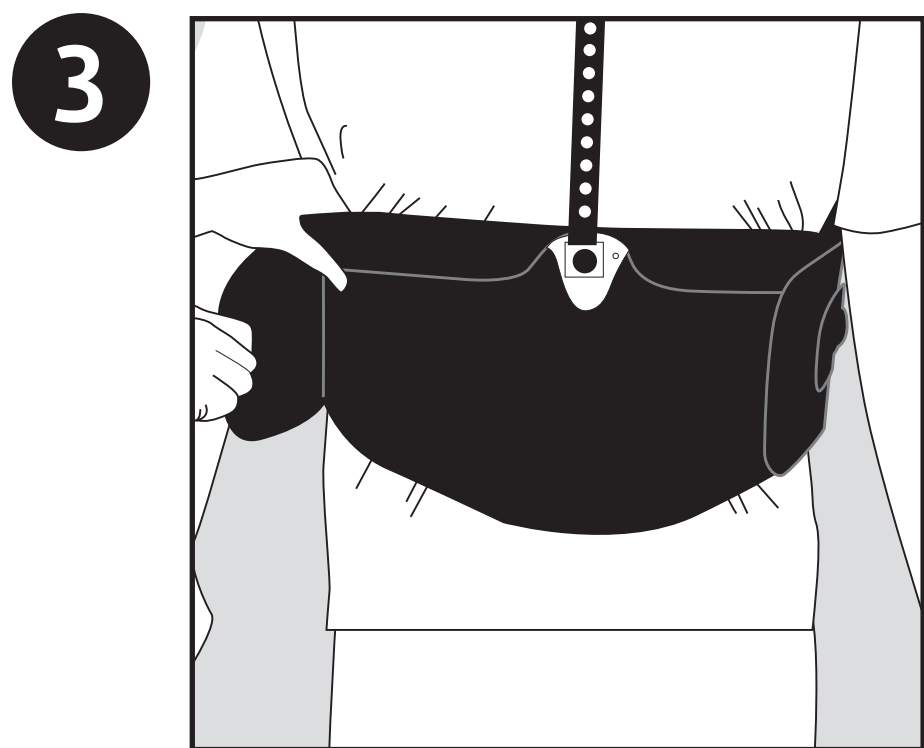


INTENDED USE/INDICATIONS: Intended for Acute pain relief by thoracic postural extension alignment, compression fractures of the thoracic spine, early onset through variable stages of osteoporosis, pre- and post-surgical protocols, Thoracic mechanical back pain and Kyphosis.

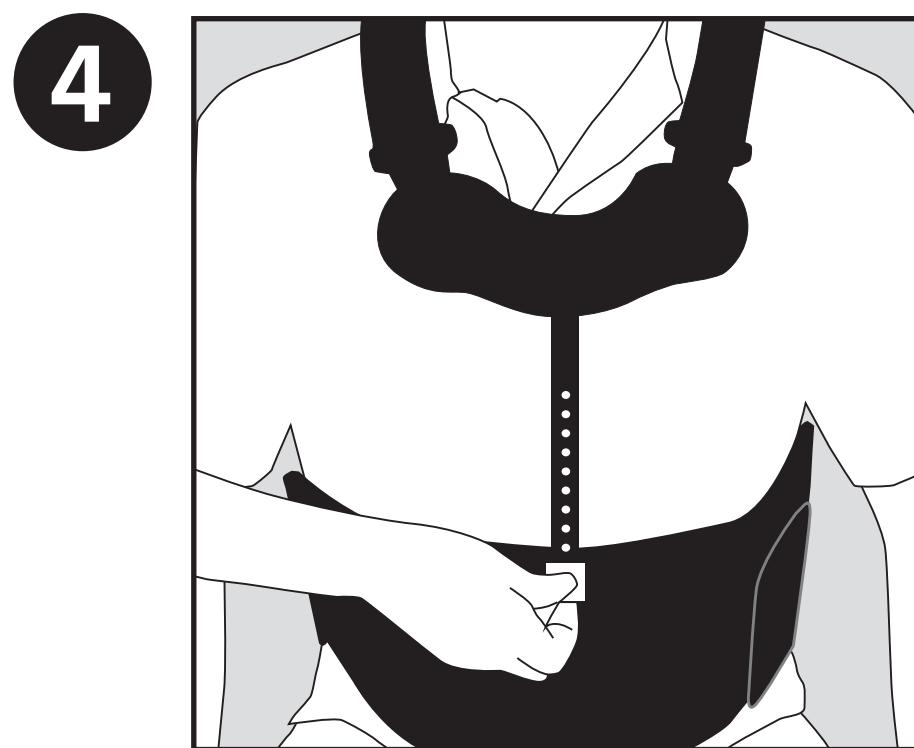
CONTRAINDICATIONS: Pregnancy and circulation, pulmonary, cardiovascular or skeletal conditions which may worsen as a result of compression of the abdomen and/or pressure.

1 Prepare Brace: Open both compression Velcro® panels. Keep the shoulder straps attached and extend to maximum length.

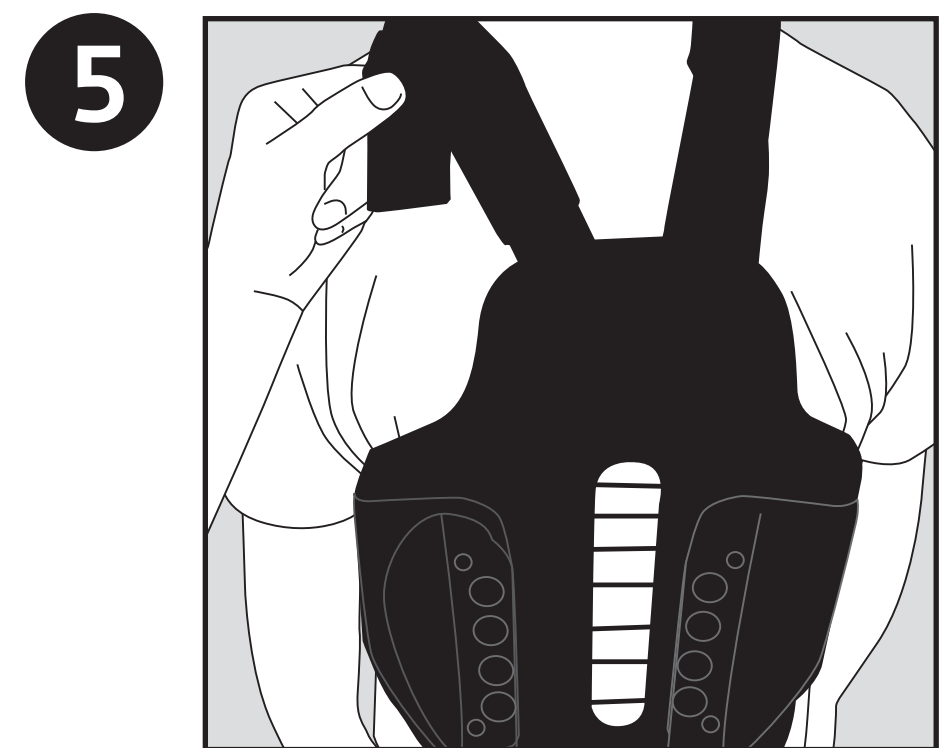
2 Application of Brace: With patient standing, lift the TLSO over the patient's head. Lower the TLSO into position and let the front and back panels hang over the torso.



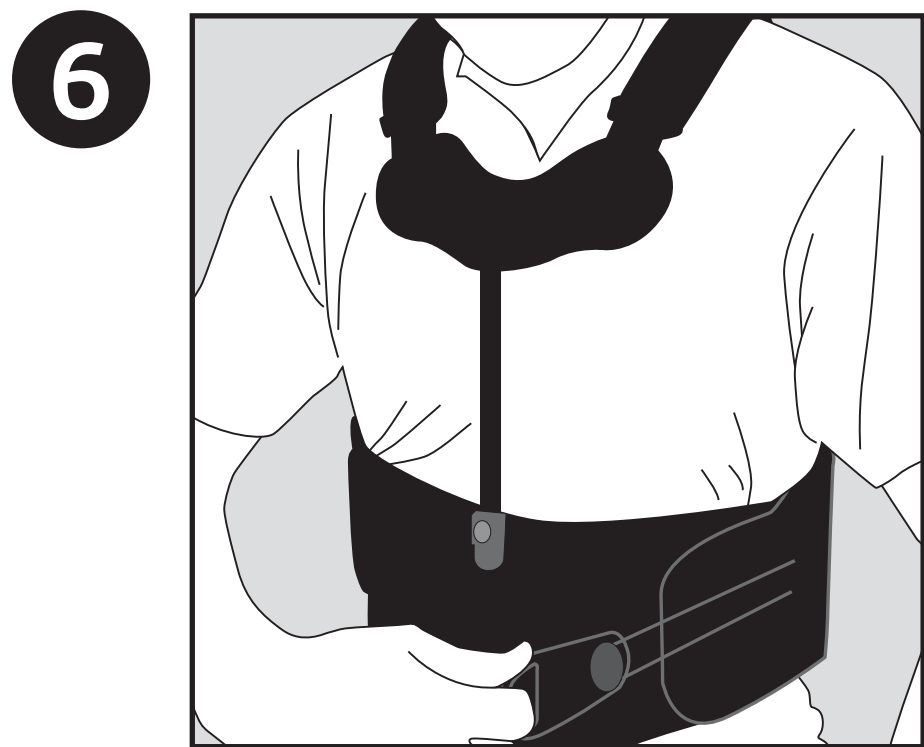
3 Close both compression side panels so that they are even and comfortably snug on the front panel.



4 Adjust the sternal Y-Bar by pulling up on the release button and sliding the sternal Y-bar into position. Be sure to keep the bottom edge of the front panel aligned with the pubic bone.



5 Adjust the shoulder straps. Be sure to maintain the bottom edge of front panel with the pubic bone and the back panel between shoulder blades and lower back.



6 Activate compression. Grasp pull-handle and pull across torso. Fasten the pull handle to front panel.

Removal of Brace:

1. Release the pull handle, remove one compression side panel and remove one of the shoulder straps.
2. Slide the orthosis off the other shoulder like removing a jacket or backpack.


CUSTOMIZING TLSO:

- **Waist Belt:** Adjust the side panels by un-hooking the Velcro on the back panel and moving panels more center for a smaller waist, or closer to the edge of the back panel for a larger waist.
- **Shoulder Straps:** Trim extra length with scissors.
- **Sternal Bar:** May be bent as needed by using a stable edged of a table. Using both hands, bend the bar in a slow and controlled fashion to adjust to desired degree of offset. The stock sternal Y-bar is set at 15°.

MATERIALS: STERNAL BAR: Aluminum, Nylon, Polyurethane; **WAIST BELT:** Polyester, Polyurethane, Nylon, Polypropylene; **SHOULDER STRAPS:** Nylon, Polyester, Polyurethane.

PRODUCT NOT MADE WITH NATURAL RUBBER LATEX.
SINGLE PATIENT USE ONLY

Part Number	Part Description	Waist Circumference	Back Panel Height
11-1585-2	DONJOY BACK BRACE II TLSO, S	30" – 35"	17"
11-1585-3	DONJOY BACK BRACE II TLSO, M	35" – 40"	17"
11-1585-4	DONJOY BACK BRACE II TLSO, L	40" – 45"	19"
11-1585-5	DONJOY BACK BRACE II TLSO, XL	45" – 50"	19"
11-1585-6	DONJOY BACK BRACE II TLSO, 2XL	50" – 55"	19"



For product assistance, please contact Product Support at 1-888-405-3251 or email product.specialist@djoglobal.com