

SLINGS FOR FLOOR LIFTS



Sling w/o Head Support

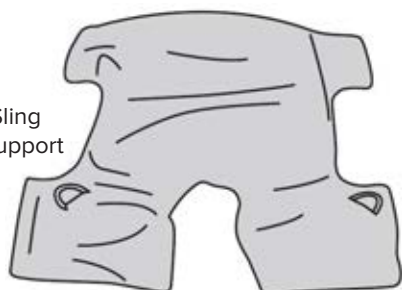


Commode Sling w/o Head Support

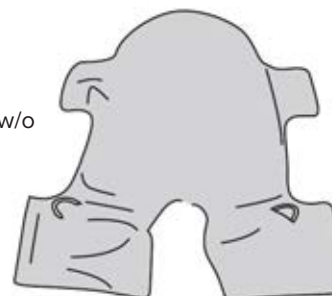


Item #	Sling Points	Chain/Strap	Description	Design	Material	Product Dimensions	Wt. Cap.	Cradle Points
13235D	2	13232-Straps	Sling w/o Head Support	Mesh	Dacron	39" x 30"	400 lbs.	2 or 6
13236P	2	13232-Straps	Sling w/o Head Support	Solid	Polyester	39" x 30"	400 lbs.	2 or 6
13238D	2	13232-Straps	Com. Sling w/o Head Support	Mesh	Dacron	39" x 30"	400 lbs.	2 or 6
13237P	2	13232-Straps	Com. Sling w/o Head Support	Solid	Polyester	39" x 30"	400 lbs.	2 or 6

Split Leg Sling w/Head Support

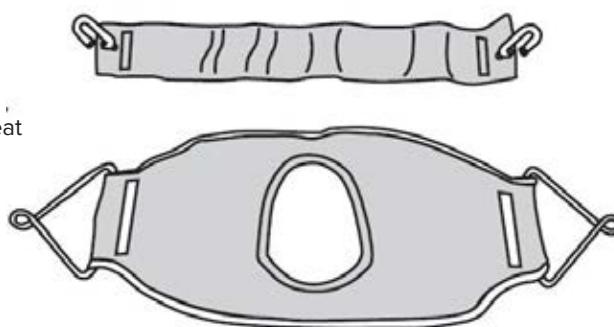


Split Leg Sling w/o Head Support



Item #	Sling Points	Chain/Strap	Description	Design	Material	Product Dimensions	Wt. Cap.	Cradle Points
13252PS	2	13232-Straps	Sling w/o Head Support	Solid	Polyester	-	400 lbs.	2 or 6
13253P	2	13232-Straps	Sling w/Head Support	Solid	Polyester	39" x 30"	400 lbs.	2 or 6

Commode Seat and Back



Item #	Sling Points	Chain/Strap	Description	Design	Material	Size	Product Dimensions	Wt. Cap.	Cradle Points
13226D	2	13019-Chain	2 Piece Com. Seat & Back	Mesh	Dacron	-	35" x 14"	400 lbs.	2 or 6
13226P*	2	13019-Chain	2 Piece Com. Seat & Back	Solid	Polyester	-	35" x 14"	400 lbs.	2 or 6

Drive slings can be used with any competitive floor-style lift.
Sling Chains (13019), Bariatric Chains (13019B) or Sling Straps (13232) Sold Separately